

- 1, 2, 3 and 4 Poles
- 50, 63, 80, 100, and 125 Amps
- C and D Trip Curves
- UL1077, 20190321-E300669
- Red visual trip indicator
- Easy to Wire, Screw-Clamp Connections
- Standard 35mm DIN Rail Mounted

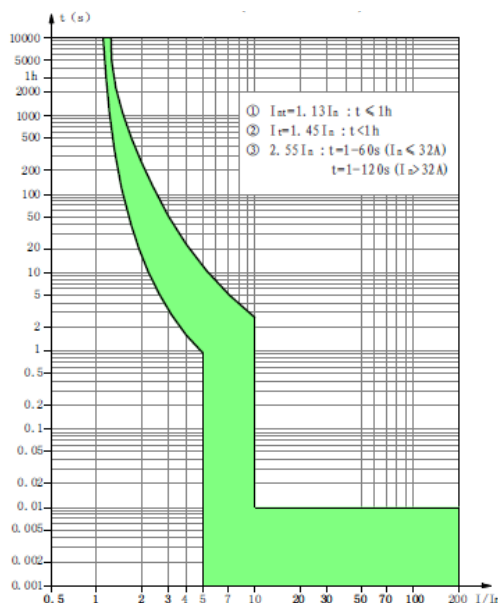
The NDB1 series of circuit breakers provide the short circuit and overload protection, control and isolation functions. Applicable to the low-voltage terminal distribution in the industry, civil buildings, energy, communication, infrastructure and other fields.

Specifications

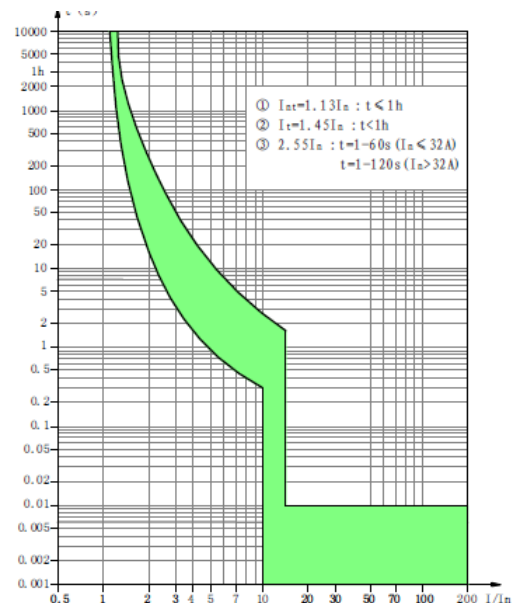
Wire Size:	#8 - 1/0 AWG
Terminal Screw:	M7
Torque:	3.5N-m (31 lbin)
Interrupt Capacity:	10kA
Mechanical Life:	10,000 Operations
Operating Temperature Range:	-35C to 70C
Max Voltage:	240/480 Vac (60Vdc)



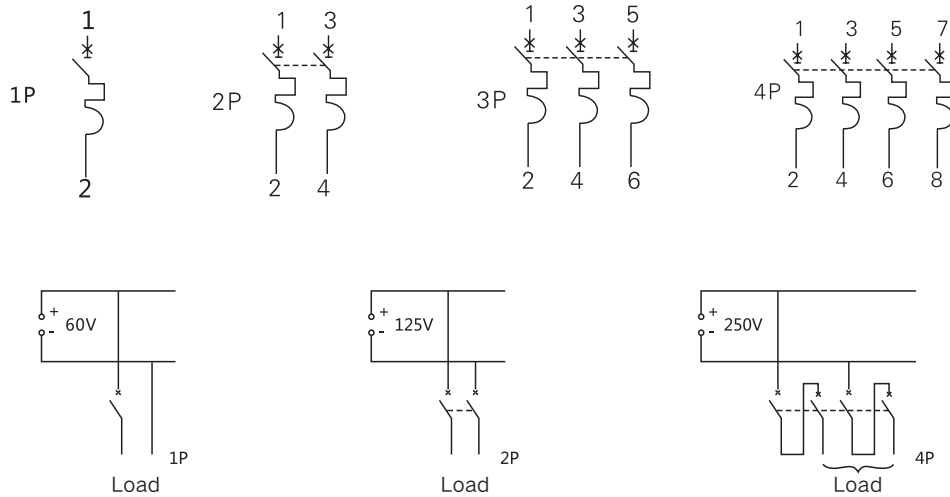
C - Trip Curve



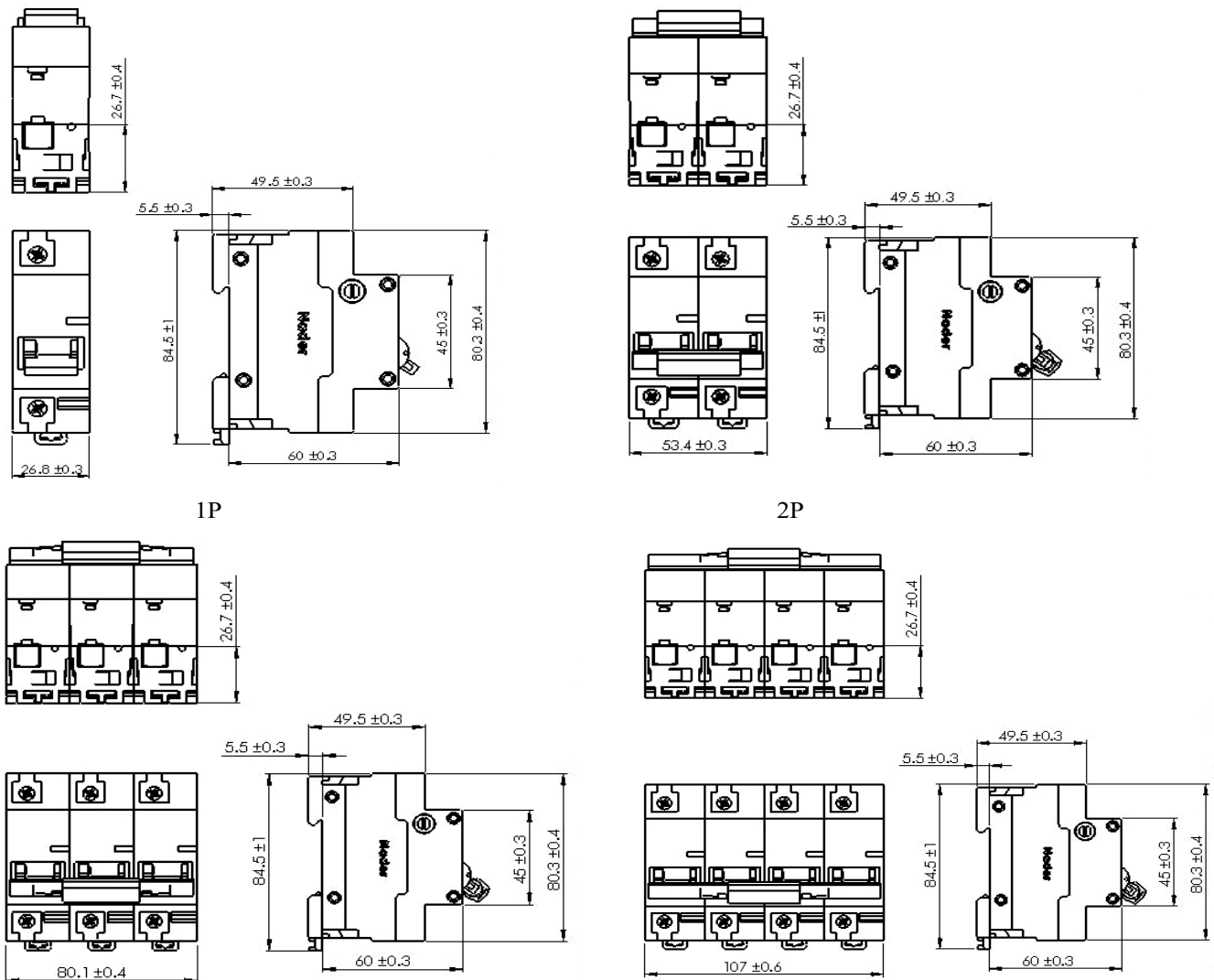
D - Trip Curve




Wiring Diagrams



Dimensions





1 Pole - C Trip Curve	
Rated Current	Item Number
50 Amp	NDB1-125C50-1
63 Amp	NDB1-125C63-1
80 Amp	NDB1-125C80-1
100 Amp	NDB1-125C100-1
125 Amp	NDB1-125C125-1
1 Pole - D Trip Curve	
Rated Current	Item Number
50 Amp	NDB1-125D50-1
63 Amp	NDB1-125D63-1
80 Amp	NDB1-125D80-1
100 Amp	NDB1-125D100-1
125 Amp	NDB1-125D125-1

2 Pole - C Trip Curve	
Rated Current	Item Number
50 Amp	NDB1-125C50-2
63 Amp	NDB1-125C63-2
80 Amp	NDB1-125C80-2
100 Amp	NDB1-125C100-2
125 Amp	NDB1-125C125-2
2 Pole - D Trip Curve	
Rated Current	Item Number
50 Amp	NDB1-125D50-2
63 Amp	NDB1-125D63-2
80 Amp	NDB1-125D80-2
100 Amp	NDB1-125D100-2
125 Amp	NDB1-125D125-2

3 Pole - C Trip Curve	
Rated Current	Item Number
50 Amp	NDB1-125C50-3
63 Amp	NDB1-125C63-3
80 Amp	NDB1-125C80-3
100 Amp	NDB1-125C100-3
125 Amp	NDB1-125C125-3
3 Pole - D Trip Curve	
Rated Current	Item Number
-	-
-	-
-	-
100 Amp	NDB1-125D100-3
-	-



4 Pole - C Trip Curve	
Rated Current	Item Number
100 Amp	NDB1-125C100-4
125 Amp	NDB1-125C125-4